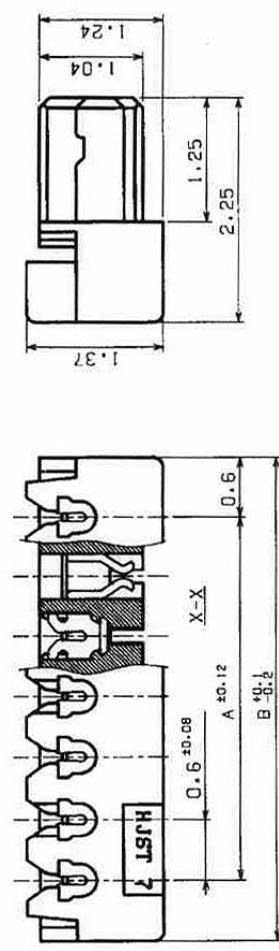
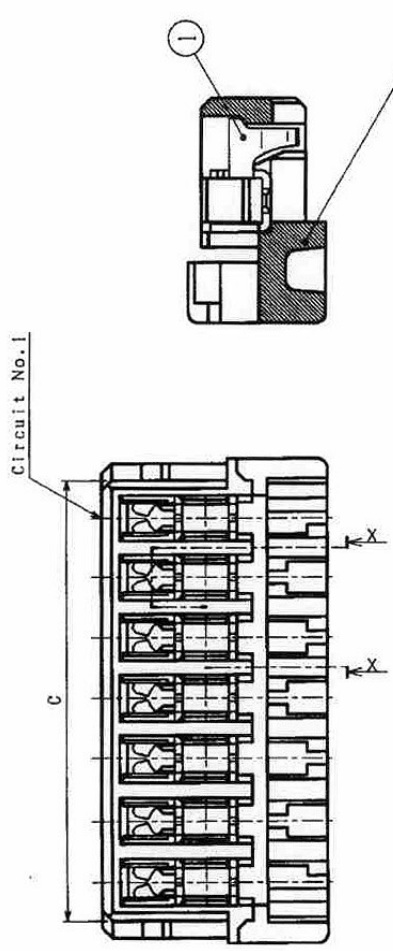


1 2 3 4 5 6 7 8

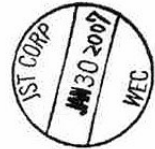
REV	DESCRIPTION	DATE	DESIGNED
△	Circuit No. is added.	AUG. 23, 2006	M. H

NOTE
 1. Unless otherwise specified, tolerances are ±0.3
 2. Applicable wire : AWG#36 7-Stranded wire.
 Insulation O.D: φ0.29



Circuit No.	Dimensions			Circuit No.	Dimensions		
	A	B	C		A	B	C
2	0.6	1.8	1.36				
4	1.8	3.0	2.56				
6	3.0	4.2	3.76	16	9.0	10.2	9.76
10	5.4	6.6	6.16	20	11.4	12.6	12.16
				22	12.6	13.8	13.36

2	SOCKET HOUSING	POLYAMIDE		UL94V-0, NATURAL
1	SOCKET CONTACT	COPPER ALLOY	TIN-PLATED	10.08
No.	PART NAME	MATERIAL	SURFACE FINISH	REMARKS
SIZE	UNIT	SCALE	PROJECTION	DATE
A3	METRIC	20:1	1st	JUL. 26, 2005
APPROVED	CHECKED	DESIGNED	DRAWN	
S. S	T. T	M. H	M. O	
CUSTOMER				
SERIES NAME XSR CONNECTOR				
PART No. () XSR-36S				
DRAWING No. KR0-37166-1				R1



J. S. T. MFG. CO., LTD.

THIS DRAWING CONTAINS INFORMATION THAT IS PROPRIETARY TO J. S. T. AND SHOULD NOT BE USED WITHOUT WRITTEN PERMISSION.

EC4109-2