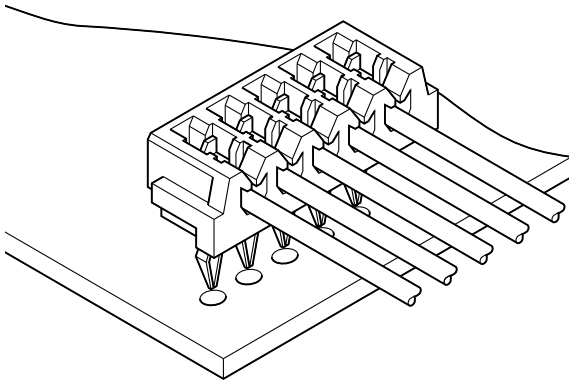


DD/DS CONNECTOR

2.0 mm pitch/Board-in Insulation displacement connectors



The DD and DS right angle board-in insulation displacement connectors measure just 3.5 mm in mounting height and 4.3 mm in width. Since these right angle connectors are connected to wires running parallel to the printed circuit board, electronic equipment can have a lower profile. These connectors are suited for the high density wiring of electronic products.

- Compact and low profile
- Twin U-slot insulation displacement section
- Compliant locking solder tails
- Strain relief

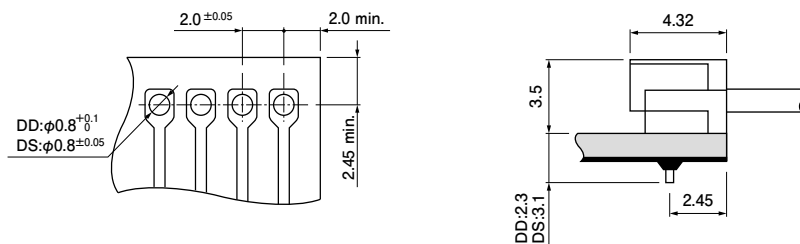
Specifications

- Current rating: 0.7 A AC/DC
 - Voltage rating: 100 V AC/DC
 - Temperature range: -25°C to +85°C
(including temperature rise in applying electrical current)
 - Insulation resistance: 1,000 MΩ min.
 - Withstanding voltage: 800 VAC/minute
 - Applicable wire: UL1571, 1061 (Contact JST for diameters regarding other UL styles.)
AWG #28
Conductor/ 7 strands, tin-coated
Insulation O.D./ 0.9 mm
 - Applicable PC board thickness:
DD connector: 0.8 mm, 1.0 mm
DS connector: 1.2 mm, 1.6 mm
- * In using the products, refer to "Handling Precautions for Terminals and Connectors" described on our website (Technical documents of Product information page).
- * RoHS2 compliance
- * Dimensional unit: mm
- * Contact JST for details.

Standards

Ⓜ Recognized E60389

PC board layout and Assembly layout

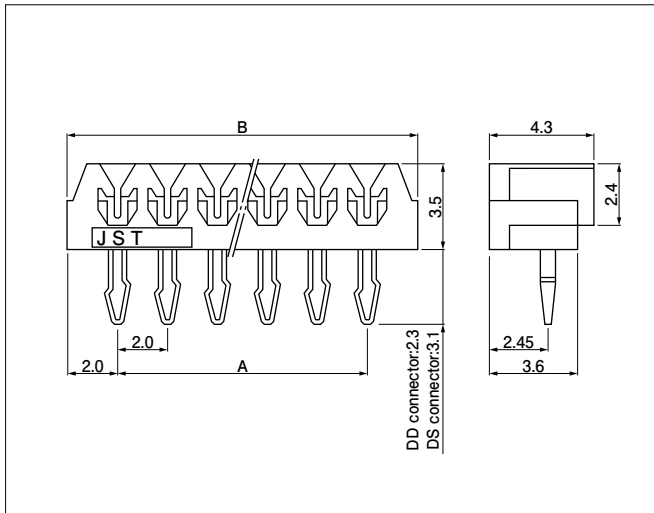


- Note: 1. The above figure is the figure viewed from soldering side.
2. Tolerances are non-cumulative: ± 0.05 mm for all centers.
3. Hole dimensions differ according to the type of PC board and piercing method. The dimensions above should serve as a guideline. Contact JST for details.

4. Pulling or otherwise putting a strain on the harness attached to the connector before the solder has completely cooled can dislodge the connector or cause its misalignment.
5. Do not reuse any connectors that were previously soldered to and then removed from a PC board.

DD/DS CONNECTOR

Connector



No. of circuits	Model No.		Dimensions (mm)		Q'ty/box
	DD connector	DS connector	A	B	
	AWG #28 (green)	AWG #28 (blue)			
2	02DD-8M	02DS-8E	2.0	6.0	2,000
3	03DD-8M	03DS-8E	4.0	8.0	2,000
4	04DD-8M	04DS-8E	6.0	10.0	1,000
5	05DD-8M	05DS-8E	8.0	12.0	1,000
6	06DD-8M	06DS-8E	10.0	14.0	1,000
7	07DD-8M	07DS-8E	12.0	16.0	1,000
8	08DD-8M	08DS-8E	14.0	18.0	500
9	09DD-8M	09DS-8E	16.0	20.0	500
10	10DD-8M	10DS-8E	18.0	22.0	500
11	11DD-8M	11DS-8E	20.0	24.0	500
12	12DD-8M	12DS-8E	22.0	26.0	500
13	13DD-8M	13DS-8E	24.0	28.0	500
14	14DD-8M	14DS-8E	26.0	30.0	500
15	15DD-8M	15DS-8E	28.0	32.0	500

Material and Finish

Contact: Phosphor bronze, copper-undercoated, tin-plated (reflow treatment)

Housing: 2 to 11 circuits/PA 66, UL94V-0

12 to 15 circuits/Glass-filled PA 66, UL94V-0

RoHS2 compliance This product displays (LF)(SN) on a label.

<For reference> As the color identification, the following alphabet shall be put in the underlined part. For availability, delivery and minimum order quantity, contact JST.

ex. **02DD-8M**

M... (DD connector) green

E... (DS connector) blue