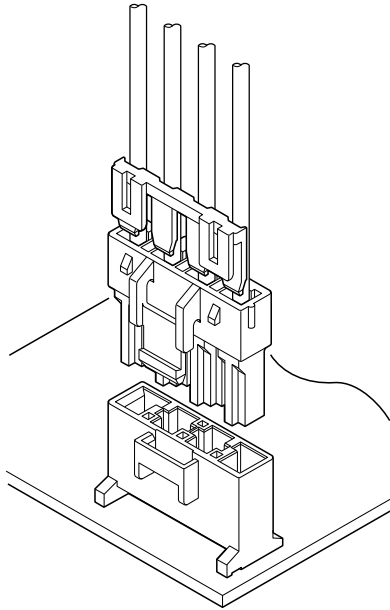




VYH CONNECTOR

6.5 mm pitch/Disconnectable Crimp style connectors



This VYH connector is designed for wire-to-board 6.5 mm pitch connector corresponding to large current. Retainer, which prevents from insufficient insertion of contact and coming off contact, may use and large current circuit can be connected certainly and safely.

- Large current capability
- Misinsertion prevention
- Housing lance for contact retention
- Retainer

Specifications

- Current rating: 15 A AC/DC (2 circuits/ AWG #14)
- Voltage rating: 300 V AC/DC
- Temperature range: -25°C to +85°C
(including temperature rise in applying electrical current)
- Contact resistance: Initial value/ 10 mΩ max.
After environmental tests/ 20 mΩ max.
- Insulation resistance: 1,000 MΩ min.
- Withstanding voltage: 1,500 VAC/minute
- Applicable wire: AWG #26 to #14
- Applicable PC board thickness: 1.6 mm

※ The following table shows the rated current when applying current for all circuits in each combination of the number of circuits and the wire to be used.

No. of circuits	Wire size (AWG)							Unit:A
	#14	#16	#18	#20	#22	#24	#26	
2	15	10	7	5	4	3	2	
3	14	9	6	4	4	3	2	
4	13	9	6	4	4	3	2	
6	12	8	5	3	3	2	2	

Notes on parallel branching current :

Do not branch to the multiple circuits in parallel current which exceeds the rated current, as it may cause problems such as imbalance when applying current.

If it is unavoidable that branch in parallel is necessary, design the circuits while suppressing the unbalanced current and proving the sufficient margin to the rated current.

* In using the products, refer to "Handling Precautions for Terminals and Connectors" described on our website (Technical documents of Product information page).

* RoHS2 compliance

* Dimensional unit: mm

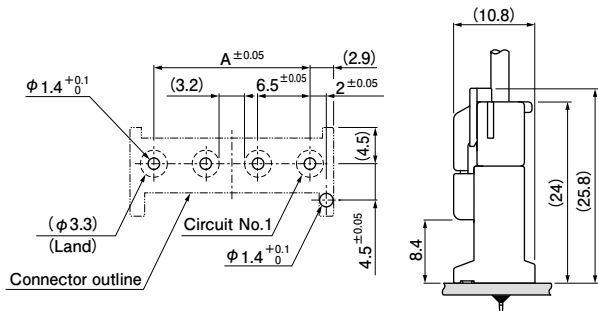
* Contact JST for details.

Standards

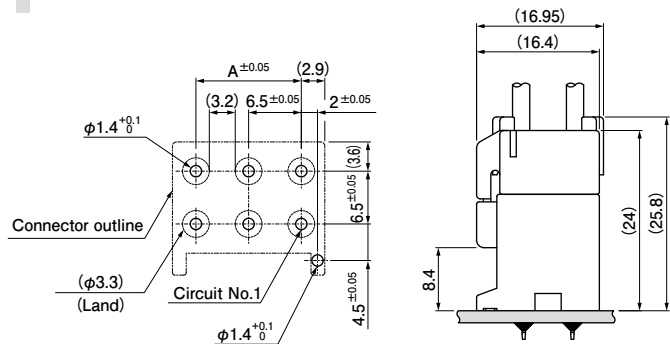
- Ⓜ Recognized E60389
- Ⓢ Certified LR70035705
- Ⓡ R50036139

PC board layout and Assembly layout

Single-row type



Dual-row type

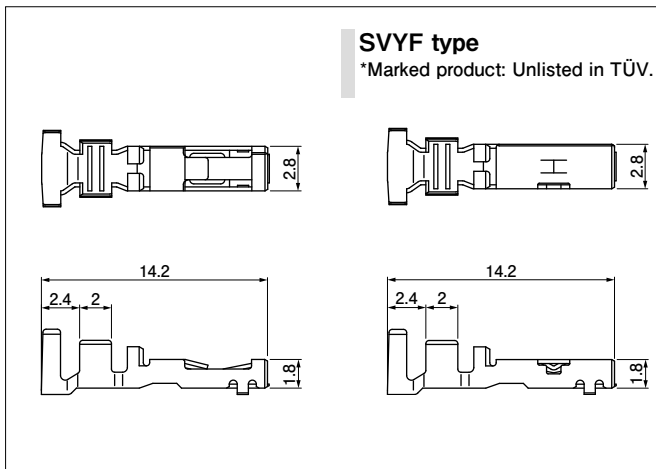


Note: 1. The above figure is the figure viewed from the connector mounting side .

2. Tolerances are non-cumulative: ± 0.05 mm for all centers.

3. Hole dimensions differ according to the type of PC board and piercing method. The dimensions above should serve as guideline. Contact JST for details.

Contact



Model No.	Applicable wire		Insulation O.D. (mm)	Q'ty/reel
	mm ²	AWG#		
SYF-01T-P0.5A	0.13 to 0.5	26 to 20	1.3 to 2.5	4,000
SYF-41T-P0.5A	0.5 to 1.25	20 to 16	2.0 to 3.4	4,000
SYF-61T-P0.5A	0.75 to 2.0	18 to 14	2.1 to 3.4	2,000
*SVYF-41T-P0.5A-13.5	0.5 to 1.25	20 to 16	2.0 to 3.4	3,000
*SVYF-61T-P0.5A	0.75 to 2.0	18 to 14	2.1 to 3.6	2,000

Material and Finish

Copper alloy, tin-plated (reflow treatment)

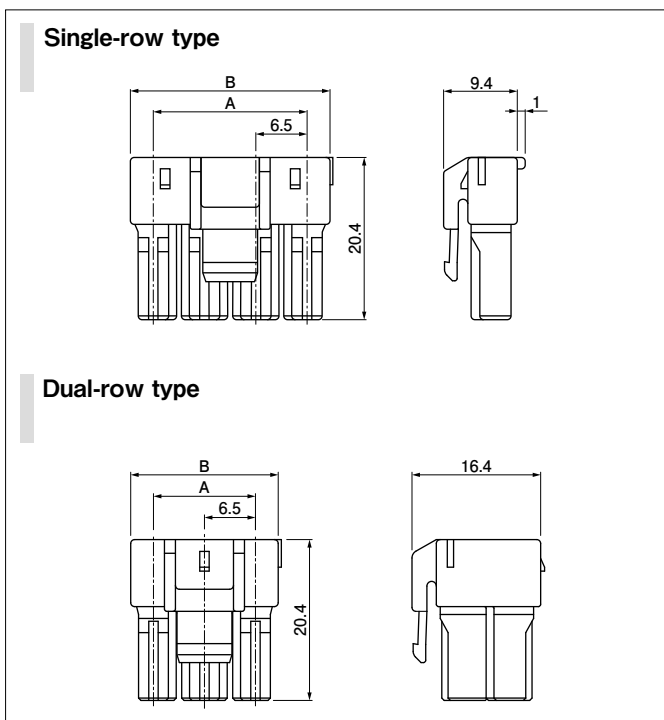
RoHS2 compliance

Note: 1. SVYF type contact was developed only for VYH connector in order to improve the prevention of prying.
2. Retainer cannot be used when using 41 type contact AWG#16 and 61 type contact.

Contact	Crimping machine	アプリケーション		
		Crimp applicator	Dies	Crimp applicator with dies
SYF-01T-P0.5A	AP-K2N	MKS-L	MK/SYF/M-01-05	APLMK SYF/M01-05
SYF-41T-P0.5A			MK/SYF/M-41-05	APLMK SYF/M41-05
SYF-61T-P0.5A			MK/SYF/M-61-05	APLMK SYF/M61-05
SVYF-41T-P0.5A-13.5			MK/SVYF-41-05-13.5	APLMK SVYF41-05-13.5
SVYF-61T-P0.5A			MK/SYF/M-61-05	APLMK SYF/M61-05

Note: Contact JST for fully automatic crimping applicator.

Housing



Type	No. of circuits	Model No.	Dimensions (mm)		Q'ty/bag
			A	B	
Single-row type	2	VYHP-02V	6.5	12.3	400
	3	VYHP-03V	13.0	18.8	300
	4	VYHP-04V	19.5	25.3	200
Dual-row type	4	VYHP-04VD	6.5	12.3	200
	6	VYHP-06VD	13.0	18.8	150

Material and Finish

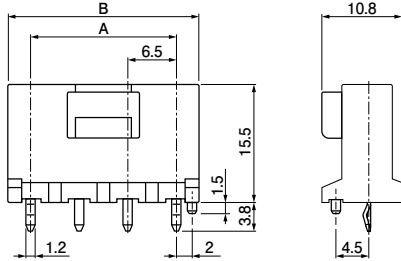
PA 66, UL94V-0, natural (white)

RoHS2 compliance

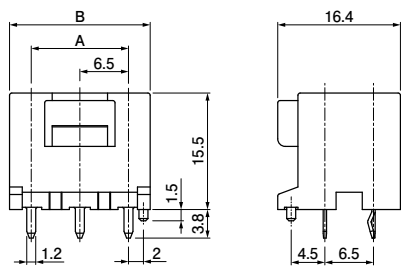
VYH CONNECTOR

Header

Single-row type



Dual-row type



Type	No. of circuits	Model No.	Dimensions (mm)		Q'ty/box
			A	B	
Single-row type	2	B02B-VYHSK-1	6.5	12.3	600
	3	B03B-VYHSK-1	13.0	18.8	360
	4	B04B-VYHSK-1	19.5	25.3	300
Dual-row type	4	B04B-VYHSK-D-1	6.5	12.3	300
	6	B06B-VYHSK-D-1	13.0	18.8	180

Material and Finish

Post: Copper alloy, copper-undercoated, tin-plated (reflow treatment)
Wafer: Glass-filled PBT, UL94V-0, natural (white)

RoHS2 compliance This product displays (LF)(SN) on a label.

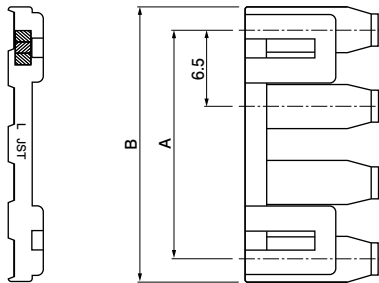
Type	No. of circuits	Model No.	Dimensions (mm)		Q'ty/box
			A	B	
Single-row type	2	B02B-VYHSK-M-1	6.5	12.3	600
	3	B03B-VYHSK-M-1	13.0	18.8	360
	4	B04B-VYHSK-M-1	19.5	25.3	300
Dual-row type	4	B04B-VYHSK-DM-1	6.5	12.3	300
	6	B06B-VYHSK-DM-1	13.0	18.8	180

Material and Finish

Post: Copper alloy, copper-undercoated, tin-plated (reflow treatment)
Wafer: Glass-filled PA 66, UL94V-0, natural (ivory)

RoHS2 compliance This product displays (LF)(SN) on a label.

Retainer



No. of circuits	Model No.	Dimensions (mm)		Q'ty/bag
		A	B	
2	VYHS-02V-S	6.5	10.3	4,000
3	VYHS-03V-S	13.0	16.8	3,000
4	VYHS-04V-S	19.5	23.3	2,000

Material and Finish

Glass-filled PA 66, UL94V-0, natural (ivory)

RoHS2 compliance
Note: Unlisted in TÜV.

Model number allocation

Contact

S Y F - 01 T - P 0.5 A

Form: S...Strip form

Series name

Applicable wire range: 01...AWG #26 to #20
41...AWG #20 to #16
61...AWG #18 to #14

Surface finish: T...Tin-plated (reflow treatment)

Material: P...Copper alloy

Terminal size

Supplementary symbol

Contact (SVYF type)

S VYF - 41 T - P 0.5 A -13.5

Form: S...Strip form

Series name

Applicable wire range: 41...AWG #20 to #16
61...AWG #18 to #14

Surface finish: T...Tin-plated (reflow treatment)

Material: P...Copper alloy

Terminal size

Supplementary symbol

Housing

VYH P - 02 V - -

Series name

Part name: Plug

No. of circuits: 2 to 4, 6

Flammability: V...UL94V-0

Shape: None...Single-row, D...Dual-row

Color: None...Natural (White)

Header

B 02 B - VYHS K - -

Shape of assembled product:
B...Top entry type

No. of circuits: 2 to 4, 6

Part name: Header

Series name

Color: S...Natural (White, Ivory)

Indication of clinch: K...Clinched

Shape: None...Single-row, D...Dual-row

Resin: None...Glass-filled PBT, M...Glass-filled PA 66

With/Without boss: None...Without boss, 1...With boss

Retainer

VYH S - 02 V - S

Series name

Part name: Retainer

No. of circuits: 2 to 4

Flammability: V...UL94V-0

Color: S...Natural (Ivory)