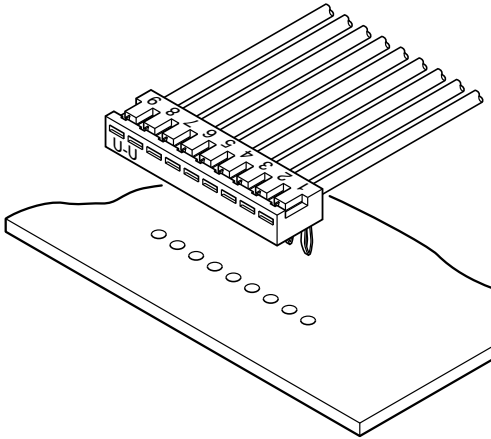




SJN CONNECTOR

2.0mm pitch/Board-in Crimp style connectors



Side entry type board-in connector, with a mounting height of only 2.8 mm and a thickness of 4.9 mm.

- Housing lances
- Easy mounting onto printed circuit boards

Specifications

- Current rating: 3 A AC, DC (AWG #22)
- Voltage rating: 250 V AC, DC
- Temperature range: -25°C to +85°C
(including temperature rise in applying electrical current)
- Insulation resistance: 1,000 MΩ min.
- Withstanding voltage: 800 VAC/minute
- Applicable wire: AWG #28 to #22
- Applicable PC board thickness: 1.2 to 1.6 mm

* Refer to "General Instruction and Notice when using Terminals and Connectors" at the end of this catalog.

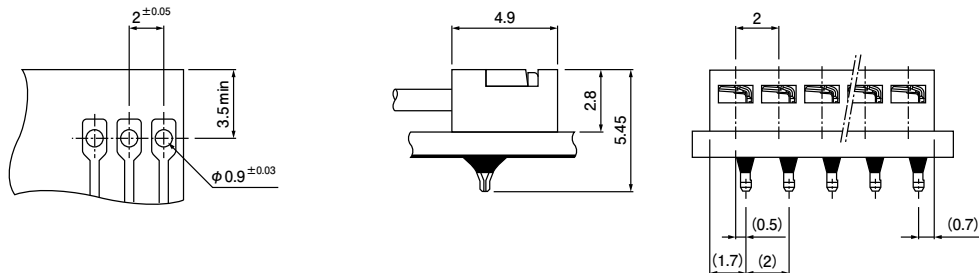
* Contact JST for details.

* Compliant with RoHS.

Standards

Recognized E60389

PC board layout and Assembly layout



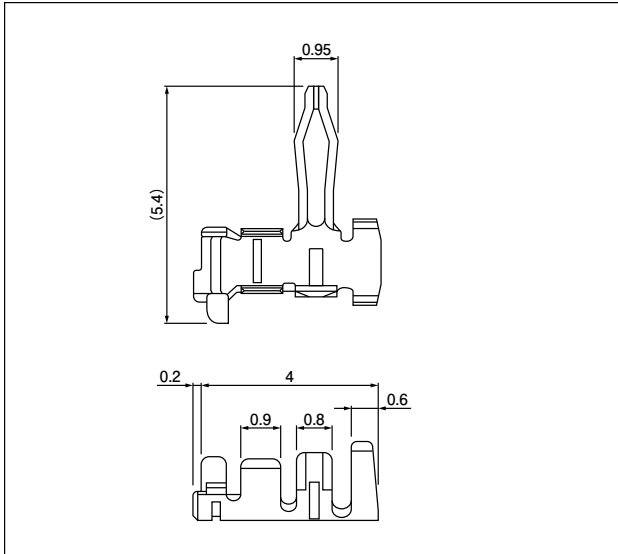
Note: 1. The above figure is the figure viewed from soldering side.

2. Tolerances are non-cumulative: ± 0.05 mm for all centers.

3. Hole dimensions differ according to the type of PC board and piercing method. The dimensions above should serve as a guideline. Contact JST for details.

SJN CONNECTOR

Contact



Model No.	Applicable wire		Insulation O.D. (mm)	Q'ty / reel
	mm ²	AWG #		
SJN-001PT-0.9	0.20 to 0.33	24 to 22	1.1 to 1.4	15,000
SJN-002PT-0.9	0.08 to 0.22	28 to 24	0.9 to 1.4	18,000

Material and Finish

Brass, tin-plated (reflow treatment)

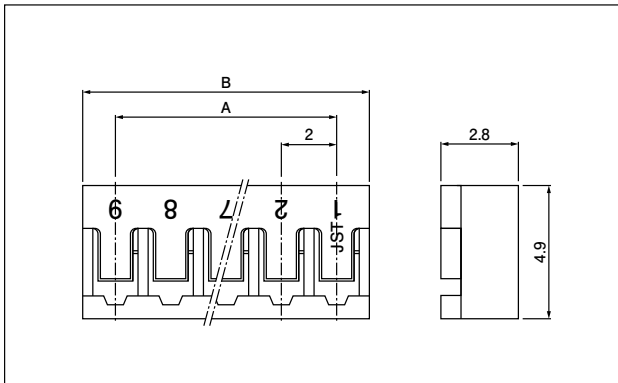
RoHS compliance

Note: Contact JST if you require shielded wires, thin wires or other special wires.

Contact	Crimping machine	Applicator		
		Crimp applicator	Dies	Crimp applicator with dies
SJN-001PT-0.9	AP-K2N	MKS-L	MK/SJN-001-09	APLMK SJN001-09
		—	—	—
SJN-002PT-0.9	AP-K2N	MKS-L	MK/SJN-002-09	APLMK SJN002-09
		—	—	—

Note: Contact JST for fully automatic crimping applicator.

Housing



No. of circuits	Model No.	Dimensions (mm)		Q'ty / bag
		A	B	
2	02P-SJN	2.0	4.4	2,000
3	03P-SJN	4.0	6.4	1,000
4	04P-SJN	6.0	8.4	1,000
6	06P-SJN	10.0	12.4	1,000
7	07P-SJN	12.0	14.4	1,000
8	08P-SJN	14.0	16.4	1,000
9	09P-SJN	16.0	18.4	1,000
10	10P-SJN	18.0	20.4	1,000
11	11P-SJN	20.0	22.4	5,000

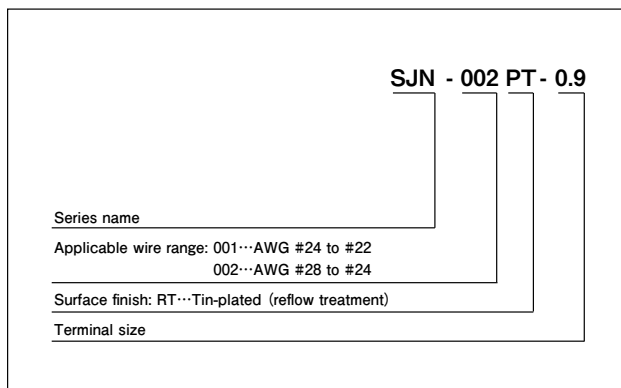
Material

PA 66, UL94V-0, natural (white)

RoHS compliance

Model number allocation

Contact



Housing

